


Open Charge Point Protocol Certification

California Electric Vehicle Infrastructure Project (CALeVIP)




Background

Developed by **Open Charge Alliance**, the Open Charge Point Protocol (OCPP) is a data communications standard that allows charging stations (CS) and charging station management systems (CSMS) from different vendors and providers to easily communicate with each other.

As part of its commitment to the interoperability of California's EV charging infrastructure, the California Energy Commission (CEC) uses OCPP certification to ensure that EV charging equipment installed under CALeVIP is both open and accessible.

By certifying your equipment with OCPP, you are taking an important step in helping the CEC fulfill its commitment. That's why **all eligible CALeVIP 2.0 DC Fast Chargers (DCFCs) are required to provide proof of OCPP certification** before they can be added to the **CALeVIP Eligible Equipment list**. This requirement goes into effect **July 1, 2023**.



OCPP Certification Process Overview

Vendors of charging stations and charging station management systems pursuing certification can follow the steps outlined on the Open Charge Alliance website.

OCPP 1.6 Certification	OCPP 2.0.1 Certification
OCPP 1.6 version is the current implementation for the Open Charge Point Protocol.	Open Charge Alliance has developed the OCPP 2.0.1 Testing Tool, which will be a part of the new certification program for OCPP 2.0.1 implementations. OCPP 2.0.1 certification will be available in 2023.

Test Tools

Before applying for certification, vendors can buy a test tool to confirm the OCPP is implemented correctly. The test tool uses the same test cases used in the laboratories and will provide a good assessment for passing the certification process.



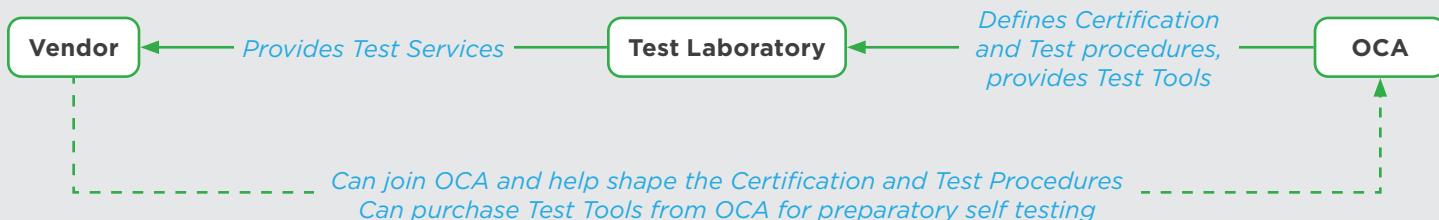
Protocol Implementation Conformance Statement (PICS)

Vendors are asked to specify the details of the device under test (DUT) in the Protocol Implementation Conformance Statement (PICS). After filling out the form, contact one of the designated **OCPP test laboratories** to start the certification process. All test laboratories provide the same test services, guaranteeing OCA certifications are identical and valid around the world.

OCPP Test Laboratories

Name	OCPP version testing	Contact information	Address	City	Country
DEKRA Certification US	OCPP 1.6 OCPP 2.0.1 (May 2023)	Gonzalo Casado gonzalo.casado@dekra.com (703) 657-2002 (d)	405 Glenn Drive Suite 12 Sterling, VA 20170	Sterling	USA
DEKRA California	OCPP 1.6 OCPP 2.0.1 (May 2023)	Fernando Rodriguez fernando.rodriguez@dekra.com +1 949 735 4781	1850 Gateway Blvd #92 Concord, CA 94520	Concord	USA
DEKRA Certification NL	OCPP 1.6 OCPP 2.0.1 (May 2023)	Caspar Burger Sales.nl@dekra.com +31 88 96 83209	Meander 1051 6825MJ	Arnhem	The Netherlands
DNV NL	OCPP 1.6 OCPP 2.0.1 (May 2023)	Casper van der Sluis ocpp@dnv.com +31 6 2552 1122	Utrechtseweg 310 - B50, 6812 AR	Arnhem	The Netherlands
DNV Singapore	OCPP 1.6 OCPP 2.0.1 (May 2023)	Ivan Christian ocpp-apac@dnv.com +65 9728 2143	158A Gul Cir, 629616	Singapore	Singapore
Korea Smart Grid Association	OCPP 1.6 OCPP 2.0.1 (May 2023)	Philip Yang ocpptest.kr@ksga.org +82-2-6257-3648	20-18, 71Gil, Yangjaedae-ro Songpa-gu, 05638	Seoul	South Korea

When a vendor has passed all applicable tests, results will be sent to the Open Charge Alliance to confirm that they meet certificate requirements. If requirements are met, the certificate will be sent to the vendor. Additionally, the vendor's information and the certificate will be listed on the OCA website as an **OCPP Certified Company** within a few days.



The vendor is responsible for the cost of testing and certification. Maximum certification testing fees that labs can charge vendors are determined by the Open Charge Alliance. The maximum fee for testing is available on the **OCPP 1.6 Certification** page and the **OCPP 2.0.1 Certification** page on OCA's website.

Start the OCPP Certification Process

1. Go to the Open Charge Alliance website and download and study the **certification procedure** and **test procedure** to make sure you meet the requirements to become OCPP certified.
2. Contact one of the **OCA designated test laboratories** for a certification run and come to an agreement on the certification testing.
3. Fill out the right PICS document for your device under test. This differs by type of certification type and equipment type:
 - **PICS Charging Station Management System (Full Certificate)**
 - **PICS Charging Station (Full Certificate)**
 - **PICS Charging Station (Subset Certificate)**
4. Send the completed PICS document to your test laboratory.
5. The test laboratory will verify the PICS document and proceed with testing.
6. The laboratory will test the equipment and provide you and the Open Charge Alliance with a test report.
7. The test report will be reviewed by the Open Charge Alliance.
8. After the report assessment and signing the OCA Logo Agreement, you will receive a certificate by email. This certificate will also be published on the **Open Charge Alliance website**. The reviewing and certification process can take up to five working days.

Questions about OCPP?

Contact OCA at certification@openchargealliance.org