

ALAMEDA COUNTY INCENTIVE PROJECT

Eligible Equipment List



Funded by the California Energy Commission and implemented by the Center for Sustainable Energy (CSE), the Alameda County Incentive Project (ACIP) promotes access to electric vehicle (EV) charging infrastructure.

LEVEL 2 CHARGER REQUIREMENTS

- Be new equipment installing for the first time, installing on a wall or pedestal mounting at the corresponding site address. Resale units, rebuilt, rented, received from warranty insurance claims, won as a prize or new parts installed in existing units do not qualify.
- Utilize the SAE J1772 charging connector.
- Be networked, which is defined as a charger connected to a back-end network operations center.
- Be capable of delivering electricity to a plug-in electric vehicle at a minimum rate of 6.2 kilowatts (kW).
- Have 1-10 connectors per site. A maximum of 10 connectors per site location can be rebated.
- Use an open standard protocol as a basic framework for purposes of network interoperability.
- Be ENERGY STAR® certified.
- Be approved by a Nationally Recognized Testing Laboratory (NRTL) program for EVSE testing and certification.

LEVEL 2 CHARGER REBATES

Eligible Rebates for L2 Chargers	Amount per Connector
Base Rebate	Up to \$3,500, or 75% of project costs, whichever is less
Disadvantaged Community (DAC), Low-Income Community (LIC), or Affordable Housing	Additional \$500
Multi-unit dwelling (MUD) site	Additional \$2,000

DC FAST CHARGER USEFUL DEFINITIONS

Number of Connectors: The total number of connectors that can be provided with the model.

Active Connectors: The number of connectors that can concurrently supply the guaranteed max output at any one time.

Incentivized Connectors: The group of DCFC connectors selected for incentives.

Maximum Power Output: The maximum power that can be provided when one active connector is in use.

Guaranteed Max Output: The maximum power that can be provided per active connector when all active connectors are in use.

DC FAST CHARGER REQUIREMENTS

- New EV charging equipment.
- Include either a CHAdeMO or an SAE CCS connector.
- Networked: Equipment and network must have remote diagnostics and be capable of “remote start.” Must also be capable of usage data collection. Minimum five-year networking agreement (eligible towards total project cost).
- 6 active connectors, at most, will receive a rebate.
- Capable of a guaranteed maximum output of 50kW or greater per active connector.
- If payment is required, must accept some form of credit cards and multiple forms of payment.
- Be approved by a NRTL program for EVSE testing and certification.
- Site-Specific Requirements: The site must install a minimum of 1 CHAdeMO connector, and at least 50% of the incentivized connectors must be SAE CCS connectors.

DC FAST CHARGER REBATES

Guaranteed Max Output	General Market Rebate	Disadvantaged Community (DAC)/ Low-Income Community (LIC) Rebate
50 kW - 99.99 kW	Up to \$30K per active connector; or 75% of the total project cost, whichever is less	Up to \$40K per active connector; or 75% of the total project cost, whichever is less
100 kW+	Up to \$60K per active connector; or 75% of the total project cost, whichever is less	Up to \$80K per active connector; or 75% of the total project cost, whichever is less

DISCLAIMER

The Center for Sustainable Energy and the California Energy Commission are not endorsing the EV charger companies or chargers in this document. The EV chargers listed below meet the minimum eligibility requirements for CALeVIP and have been submitted by their manufacturer for eligibility listing. Charger stock availability is based on each respective company and is not guaranteed by CALeVIP.

The EV charger(s) must meet these requirements.

All equipment descriptions are provided by the manufacturers.

For more information, visit [CALeVIP.org](https://www.CALeVIP.org)

LEVEL 2 CHARGERS



48A (Single or Dual Port)



⊗ Not CTEP certified. Read our California EVSE Regulations Guide (https://calevip.org/sites/default/files/docs/calevip/California_EVCS_Regulations_Guide.pdf)

Atom EV™ networked Level 2 chargers are available in single or dual wall boxes, pedestals, and pedestals with Off-the-Ground™ cable management. Atom EV charging solution centralizes charging at the panel level through our programmable and software-defined solid-state digital Atom Switch™ which performs both circuit protection and electric vehicle charging. Our EV charging solution provides both on-premise and cloud-based power and asset management. Atom EV charging solutions are ideal for electrified fleets, multi-unit dwellings, workplace, and other destinations that need to deploy EV charging infrastructure at scale.



POWER OUTPUT: Up to 11.5kW



NUMBER OF CONNECTORS: 1, 2



CONTACT:

Tom Holcombe

tholcombe@atompower.com

336-803-8338

www.atompower.com/contact-atom



PRODUCT PAGE:

<https://www.atompower.com/resource>

80A (Single or Dual Port)



⊗ Not CTEP certified. Read our California EVSE Regulations Guide (https://calevip.org/sites/default/files/docs/calevip/California_EVCS_Regulations_Guide.pdf)

Atom EV™ networked Level 2 chargers are available in single or dual wall boxes, pedestals, and pedestals with Off-the-Ground™ cable management. Atom EV charging solution centralizes charging at the panel level through our programmable and software-defined solid-state digital Atom Switch™ which performs both circuit protection and electric vehicle charging. Our EV charging solution provides both on-premise and cloud-based power and asset management. Atom EV charging solutions are ideal for electrified fleets, multi-unit dwellings, workplace, and other destinations that need to deploy EV charging infrastructure at scale.



POWER OUTPUT: Up to 19.2kW



NUMBER OF CONNECTORS: 1, 2



CONTACT:

Tom Holcombe

tholcombe@atompower.com

336-803-8338

www.atompower.com/contact-atom



PRODUCT PAGE:

<https://www.atompower.com/resources>

MaxiCharger AC Elite Busines

Autel MaxiCharger AC Commercial is a 50A smart EV charger, it can be connected to Autel Cloud Portal through 4G, Wifi or Ethernet to allow site hosts to easily manage and control the chargers, and its remote diagnostic function can help solve most of the issues through the cloud portal to reduce O&M cost; with its Dynamic Load Balancing function the site host can also manage the total energy consumption; it also supports OCPP and can be connected to and managed by other OCPP platforms.



POWER OUTPUT: 12 kW



NUMBER OF CONNECTORS: 1



CONTACT:

evsales@autel.com



PRODUCT PAGE:

www.autelenergy.com

✓ CTEP certified. Read our California EVSE Regulations Guide (https://calevip.org/sites/default/files/docs/calevip/California_EVCS_Regulations_Guide.pdf)

MaxiCharger AC Ultra



The Autel MaxiCharger AC Ultra is an 80A smart EV charger. It comes in single and dual port options, can be wall or floor mounted, and has 2 cable length options. It can be connected to the Autel Cloud Portal through 4G, Wi-Fi or Ethernet to allow site hosts to easily manage and control the chargers. Its remote diagnostic function can help solve nearly all issues through the cloud portal, reducing O&M cost. The charger supports OCPP and can be connected to and managed by other OCPP platforms, and the Dynamic Load Balancing function allows the site host to manage total energy consumption.



POWER OUTPUT: Up to 19.2 kW



NUMBER OF CONNECTORS: 2



CONTACT:

evsales@autel.com



PRODUCT PAGE:

<https://autelenergy.us>

✓ CTEP certified. Read our California EVSE Regulations Guide (https://calevip.org/sites/default/files/docs/calevip/California_EVCS_Regulations_Guide.pdf)

EV ARC™ 2020 with ChargePoint™ CT 4000 Series



✓ CTEP certified. Read our California EVSE Regulations Guide (https://calevip.org/sites/default/files/docs/calevip/California_EVCS_Regulations_Guide.pdf)

Sustainable EV charging system that generates, stores and delivers its own electricity to ChargePoint Model CT 4000 Series chargers that are pre-installed at the Beam factory in San Diego. Off-grid, the Beam solution can charge EVs day or night, and during inclement weather and power outages. Deployed in minutes, each EV ARC™ fits in the size of a standard parking space—no electrical work, no construction, no utility bill.



POWER OUTPUT: 6.2 kW



NUMBER OF CONNECTORS: 1 or 2



CONTACT:

BeamTeam@BeamForAll.com
(858) 799-4583



PRODUCT PAGE:

<https://beamforall.com/product/ev-arc-2020/>

EV ARC™ 2020 with Enel x JuiceBox® Pro 32



✗ Not CTEP certified. Read our California EVSE Regulations Guide (https://calevip.org/sites/default/files/docs/calevip/California_EVCS_Regulations_Guide.pdf)

Sustainable EV charging system that generates, stores and delivers its own electricity to Enel X JuiceBox Pro 32 chargers that are pre-installed at the Beam factory in San Diego. Off-grid, the Beam solution can charge EVs day or night, and during inclement weather and power outages. Deployed in minutes, each EV ARC™ and fits in the size of a standard parking space—no electrical work, no construction, no utility bill.



POWER OUTPUT: 6.2 kW



NUMBER OF CONNECTORS: 1 or 2



CONTACT:

BeamTeam@BeamForAll.com
(858) 799-4583



PRODUCT PAGE:

<https://beamforall.com/product/ev-arc-2020/>

IQ 200

Super fast, networked Level 2 charging station. Capable of being installed on 40 amps to 100 amps, with 80 percent output at the plug.



POWER OUTPUT: 7.7 kW up to 19.2 kW



NUMBER OF CONNECTORS: 1



CONTACT:

Alberto Lopez
alopez@blinkcharging.com
(619) 852-2861



PRODUCT PAGE:

<https://www.blinkcharging.com>

- ✓ CTEP certified. Read our California EVSE Regulations Guide (https://calevip.org/sites/default/files/docs/calevip/California_EVCS_Regulations_Guide.pdf)

BTCPower 30A AC Level 2 Single

BTCPower's AC Level 2 EVSE are available in 30A, 40A or 70A versions. They are offered as wall or pedestal mount and can be paired with optional cord retractor. 30A and 40A EVSE are offered as single and double cord variants.



POWER OUTPUT: 7.2 kW



NUMBER OF CONNECTORS: 1

**CONTACT:**

BTCPower Sales
sales@btcpower.com
 (714) 259-4888

**PRODUCT PAGE:**

<http://www.btcpower.com/index.php?action=30-40A-Pedestal>

✓ CTEP certified. Read our California EVSE Regulations Guide (https://calevip.org/sites/default/files/docs/calevip/California_EVCS_Regulations_Guide.pdf)

BTCPower 30A AC Level 2 Dual

BTCPower's AC Level 2 EVSE are available in 30A, 40A or 70A versions. They are offered as wall or pedestal mount and can be paired with optional cord retractor. 30A and 40A EVSE are offered as single and double cord variants.



POWER OUTPUT: 7.2 kW



NUMBER OF CONNECTORS: 2

**CONTACT:**

BTCPower Sales
sales@btcpower.com
 (714) 259-4888

**PRODUCT PAGE:**

<http://www.btcpower.com/index.php?action=30-40A-Pedestal>

✓ CTEP certified. Read our California EVSE Regulations Guide (https://calevip.org/sites/default/files/docs/calevip/California_EVCS_Regulations_Guide.pdf)

BTCPower 40A AC Level 2 Single

✓ CTEP certified. Read our California EVSE Regulations Guide (https://calevip.org/sites/default/files/docs/calevip/California_EVCS_Regulations_Guide.pdf)

BTCPower's AC Level 2 EVSE are available in 30A, 40A or 70A versions. They are offered as wall or pedestal mount and can be paired with optional cord retractor. 30A and 40A EVSE are offered as single and double cord variants.



POWER OUTPUT: 9.6 kW



NUMBER OF CONNECTORS: 1



CONTACT:

BTCPower Sales
sales@btcpower.com
 (714) 259-4888



PRODUCT PAGE:

<http://www.btcpower.com/index.php?action=30-40A-Pedestal>

BTCPower 40A AC Level 2 Dual

✓ CTEP certified. Read our California EVSE Regulations Guide (https://calevip.org/sites/default/files/docs/calevip/California_EVCS_Regulations_Guide.pdf)

BTCPower's AC Level 2 EVSE are available in 30A, 40A or 70A versions. They are offered as wall or pedestal mount and can be paired with optional cord retractor. 30A and 40A EVSE are offered as single and double cord variants.



POWER OUTPUT: 9.6 kW



NUMBER OF CONNECTORS: 2



CONTACT:

BTCPower Sales
sales@btcpower.com
 (714) 259-4888



PRODUCT PAGE:

<http://www.btcpower.com/index.php?action=30-40A-Pedestal>

BTCPower 70A AC Level 2 Single

BTCPower's AC Level 2 EVSE are available in 30A, 40A or 70A versions. They are offered as wall or pedestal mount and can be paired with optional cord retractor.



POWER OUTPUT: 16.8 kW



NUMBER OF CONNECTORS: 1



CONTACT:

BTCPower Sales
sales@btcpower.com
(714) 259-4888



PRODUCT PAGE:

<http://www.btcpower.com/index.php?action70A-single>

- ✓ CTEP certified. Read our California EVSE Regulations Guide (https://calevip.org/sites/default/files/docs/calevip/California_EVCS_Regulations_Guide.pdf)

CPF50 Single and CPF50 Dual



⊗ Not CTEP certified. Read our California EVSE Regulations Guide (https://calevip.org/sites/default/files/docs/calevip/California_EVCS_Regulations_Guide.pdf)

Our Level 2 CPF50 charging station is specifically designed for use in fleet depot applications. Available as a single- or dual-port station, in pedestal or wall mount and with 18- and 23-foot cable length options, the CPF50's flexible configurations are sure to match your fleet's electric fueling needs.



POWER OUTPUT: 12 kW



NUMBER OF CONNECTORS: 1 or 2



CONTACT:

Doug Sampson

douglas.sampson@chargepoint.com

(669) 237-3234

Central Coast Contact: Alexandra Frey

alexandra.frey@chargepoint.com


(669) 271-4470



PRODUCT PAGE:

<https://www.chargepoint.com/files/datasheets/ds-cpf50.pdf>

CT4011 and CT4013



✓ CTEP certified. Read our California EVSE Regulations Guide (https://calevip.org/sites/default/files/docs/calevip/California_EVCS_Regulations_Guide.pdf)

Our CT4000 family of Level 2 chargers provide the right fit for businesses, municipalities and property owners that want to offer EV charging to their employees, customers, residents and fleets.



POWER OUTPUT: 7.2 kW



NUMBER OF CONNECTORS: 1



CONTACT:

Doug Sampson
douglas.sampson@chargepoint.com
 (669) 237-3234
 Central Coast Contact: Alexandra Frey
alexandra.frey@chargepoint.com
 (669) 271-4470



PRODUCT PAGE:

<https://www.chargepoint.com/products/commercial/ct4000/>

CT4021 and CT4023



✓ CTEP certified. Read our California EVSE Regulations Guide (https://calevip.org/sites/default/files/docs/calevip/California_EVCS_Regulations_Guide.pdf)

Our CT4000 family of Level 2 chargers provide the right fit for businesses, municipalities and property owners that want to offer EV charging to their employees, customers, residents and fleets.



POWER OUTPUT: 7.2 kW



NUMBER OF CONNECTORS: 2



CONTACT:

Doug Sampson
douglas.sampson@chargepoint.com
 (669) 237-3234
 Central Coast Contact: Alexandra Frey
alexandra.frey@chargepoint.com
 (669) 271-4470



PRODUCT PAGE:

<https://www.chargepoint.com/products/commercial/ct4000/>

CT4025 and CT4027



- CTEP certified. Read our California EVSE Regulations Guide (https://calevip.org/sites/default/files/docs/calevip/California_EVCS_Regulations_Guide.pdf)

Our CT4000 family of Level 2 chargers provide the right fit for businesses, municipalities and property owners that want to offer EV charging to their employees, customers, residents and fleets.



POWER OUTPUT: 7.2 kW



NUMBER OF CONNECTORS: 2



CONTACT:

Doug Sampson

douglas.sampson@chargepoint.com

(669) 237-3234

Central Coast Contact: Alexandra Frey

alexandra.frey@chargepoint.com

(669) 271-4470



PRODUCT PAGE:

<https://www.chargepoint.com/products/commercial/ct4000/>

Pro 32 V2.01 (2020 Version)



WiFi-enabled 32-Amp (7.7 kW) EV Charging Station (Level 2 EVSE) with 24-foot cable, integration options to on-site energy systems, optional multi-user authentication and reporting, LED indicator lights, UL Listed, and 3 Year Warranty.



POWER OUTPUT: 7.7 kW



NUMBER OF CONNECTORS: 1



CONTACT:
(844) 584-2329, ext. 4



PRODUCT PAGE:
<https://evcharging.enelx.com/store/commercial/juicebox-pro-32-commercial>

⊗ Not CTEP certified. Read our California EVSE Regulations Guide (https://calevip.org/sites/default/files/docs/calevip/California_EVCS_Regulations_Guide.pdf)

Juicebox 40 V2.01 (2020 Version)



Residential use WiFi-enabled 40-Amp (10 kW) EV charger (Level 2 EVSE) with 24-foot cable, integration options to on-site energy systems, optional multi-user authentication and reporting, LED indicator lights, UL Listed, and 3 Year Warranty.



POWER OUTPUT: 10 kW



NUMBER OF CONNECTORS: 1



CONTACT:
(844) 584-2329, ext. 4



PRODUCT PAGE:
<https://evcharging.enelx.com/store/residential/juicebox-40>

⊗ Not CTEP certified. Read our California EVSE Regulations Guide (https://calevip.org/sites/default/files/docs/calevip/California_EVCS_Regulations_Guide.pdf)

Pro 40 V2.01 (2020 Version)



Commercial use WiFi-enabled, 40-amp (10 kW) EV charging station (Level 2 EVSE) with 24-foot cable, integration options to on-site energy systems, optional multiuser authentication and reporting, LED indicator lights, UL-listed and 3-year warranty.



POWER OUTPUT: 10 kW



NUMBER OF CONNECTORS: 1



CONTACT:
(844) 584-2329, ext. 4



PRODUCT PAGE:
<https://evcharging.enelx.com/store/commercial/juicebox-pro-40>

⊗ Not CTEP certified. Read our California EVSE Regulations Guide (https://calevip.org/sites/default/files/docs/calevip/California_EVCS_Regulations_Guide.pdf)

Pro 48 V2.01 (2020 Version)



This Level 2 charging station can provide up to 11.5 kW of power and will automatically adjust output to meet a charging vehicle's maximum acceptance rate. JuiceBox includes all the safety and smart charging features necessary to provide convenient, high-power EV charging for your business, workplace, apartment building, or fleet. Powered by the JuiceNet® smart EV charging platform, JuiceBox offers access control and energy optimization.



POWER OUTPUT: 11.5 kW



NUMBER OF CONNECTORS: 1



CONTACT:
(844) 584-2329, ext. 4



PRODUCT PAGE:
<https://evcharging.enelx.com/store/residential/juicebox-48>

⊗ Not CTEP certified. Read our California EVSE Regulations Guide (https://calevip.org/sites/default/files/docs/calevip/California_EVCS_Regulations_Guide.pdf)



Epic48



Epic Charging provides a full-featured and low-cost 48amp Level 2 charging station perfect for fleets and workplaces. The smart charging station provides up to 11.5kW and includes an LCD screen, RFID card reader and either wifi or 4G communications. When combined with Epic Charging's intelligent software, it can integrate vehicle telematics for a very powerful fleet management solution.



POWER OUTPUT: Up to 11.5k W



NUMBER OF CONNECTORS: 1



CONTACT:

sales@epiccharging.com
408-306-2671



PRODUCT PAGE:

<https://epiccharging.com/chargers>

⊗ Not CTEP certified. Read our California EVSE Regulations Guide (https://calevip.org/sites/default/files/docs/calevip/California_EVCS_Regulations_Guide.pdf)



80



⊗ Not CTEP certified. Read our California EVSE Regulations Guide (https://calevip.org/sites/default/files/docs/calevip/California_EVCS_Regulations_Guide.pdf)

80 Amp, 19.2 kW rating makes this charger a perfect alternative to fast DC charging for fleets and public commercial use. Flexible software provided by Epic Charging allows you process payments in less than 20 seconds using QR code or with any RFID card from any network operator. Software automatically generates usage reports, including energy consumption, cost, and charging revenue. Software designed to prevent demand charges to make sure you never increase the site load. Fleet bundle is available. 4.3" LCD Screen, QR, RFID, QR payments, LAN, WiFi, 4G LTE, OCPP 1.6J compliant



POWER OUTPUT: Up to 19.2 kW



NUMBER OF CONNECTORS: 1



CONTACT:

sales@epiccharging.com

Adrian Gomez: 510-993-0389



PRODUCT PAGE:

<https://shop.epiccharging.com>

PRESTIGE 11




EV BOLT’s EVB-AC-PAX11, new AC Fast 11.5 kW charger, has a compact design and combines power with flexibility. The charger has a 48-amp output with a 5” LCD panel displaying real-time charging statistics. From its cutting-edge technology to the sleek design, this is the best-in-class.

 **POWER OUTPUT:** Up to 11.5 kW

 **NUMBER OF CONNECTORS:** 1

 **CONTACT:**
Aamir Habib
aamir@evbolt.com
281-738-1700

 **PRODUCT PAGE:**
<https://evbolt.com/wp-content/uploads/2021/12/EVB-AC-PAX11.pdf>

 Not CTEP certified. Read our California EVSE Regulations Guide (https://calevip.org/sites/default/files/docs/calevip/California_EVCS_Regulations_Guide.pdf)

Businessline Single



⊗ Not CTEP certified. Read our California EVSE Regulations Guide (https://calevip.org/sites/default/files/docs/calevip/California_EVCS_Regulations_Guide.pdf)

EVBox BusinessLine offers smart, reliable and customizable open network EV charging solutions to companies across the globe. With BusinessLine, you have the freedom to choose exactly how drivers use your stations, while always ensuring the most efficient use of your energy.

POWER OUTPUT: Up to 7.7 kW

NUMBER OF CONNECTORS: 1

CONTACT:
650-218-6674
info@evbox.us

PRODUCT PAGE:
<https://evbox.com/us-en/ev-chargers/businessline>

Businessline Double



⊗ Not CTEP certified. Read our California EVSE Regulations Guide (https://calevip.org/sites/default/files/docs/calevip/California_EVCS_Regulations_Guide.pdf)

EVBox BusinessLine offers smart, reliable and customizable open network EV charging solutions to companies across the globe. With BusinessLine, you have the freedom to choose exactly how drivers use your stations, while always ensuring the most efficient use of your energy.

POWER OUTPUT: Up to 7.7 kW

NUMBER OF CONNECTORS: 2

CONTACT:
650-218-6674
info@evbox.us

PRODUCT PAGE:
<https://evbox.com/us-en/ev-chargers/businessline>

EVBox Iqon



EVBox Iqon is the state of the art commercial EV charging solution in market. Created specifically for the North America electric vehicle market, it is an award winning design balancing form and function. The modular construction allows for easy installation and service. Bluetooth commissioning enables flexible intergration with multiple software providers. An ideal EV charging solution for Retail and Hospitality industries, the 18ft auto-locking cable management system and 8" LCD touch screen interface create an optimal user experience for both drivers and site hosts. Iqon is OCPP 1.6 compliant and ENERGY STAR certified.



POWER OUTPUT: Up to 7.2 kW



NUMBER OF CONNECTORS: 2



CONTACT:

650-218-6674

info@evbox.us



PRODUCT PAGE:

<https://evbox.com/us-en/ev-chargers/iqon>

⊗ Not CTEP certified. Read our California EVSE Regulations Guide (https://calevip.org/sites/default/files/docs/calevip/California_EVCS_Regulations_Guide.pdf)

EverCharge EV-002

Our EVSE is designed to decrease installation time and materials to continue lowering customer costs in any situation. From multi-family residential to medium duty fleets, let us help you achieve your charging and EV goals using industry leading power management, analytics and administrative controls.



POWER OUTPUT: Up to 19.2 kW



NUMBER OF CONNECTORS: 1



CONTACT:

charging@evercharge.net

888-343-7383



PRODUCT PAGE:

<https://evercharge.net/hardware>

- ✓ CTEP certified. Read our California EVSE Regulations Guide (https://calevip.org/sites/default/files/docs/calevip/California_EVCS_Regulations_Guide.pdf)

EvoIntelligent iEVSE Plus

The EvoIntelligent iEVSE Plus smart charging stations connect over standard WiFi or 4G-LTE cellular and true Open Charge Point Protocol (OCPP) to provide access control and integration options for utility and third-party network service providers. This models can come as a wall mount or pedestal mount.



POWER OUTPUT: 7.7 kW



NUMBER OF CONNECTORS: 1



CONTACT:

evochargesales@phillipsandtemro.com



PRODUCT PAGE:

www.evcharge.com

⊗ Not CTEP certified. Read our California EVSE Regulations Guide (https://calevip.org/sites/default/files/docs/calevip/California_EVCS_Regulations_Guide.pdf)

AC Power Pro



The EV Range AC Power Pro (ACPP) series is a level 2 EV charging solution, perfect for long dwell locations such as multi-family properties, hotels, country clubs and workplaces. With a display for live metrics and connected to the EV Range Charging Network, the ACPP is a professional commercial EV charging solution that will attract new customers and visitors, with options to generate revenue from utilization.



POWER OUTPUT: 7.7 kW



NUMBER OF CONNECTORS: 1



CONTACT:

info@evrange.com
424-240-8181

⊗ Not CTEP certified. Read our California EVSE Regulations Guide (https://calevip.org/sites/default/files/docs/calevip/California_EVCS_Regulations_Guide.pdf)

CoRe+



- ✓ CTEP certified. Read our California EVSE Regulations Guide (https://calevip.org/sites/default/files/docs/calevip/California_EVCS_Regulations_Guide.pdf)

The CoRe+ stations are smart Level 2 charging stations for private, public and commercial applications. The CoRe+ charging station is specifically designed for private applications such as workplaces, multiunit residential buildings, fleets, and is also suitable for public spaces.



POWER OUTPUT: 7.2 kW



NUMBER OF CONNECTORS: 1 or 2



CONTACT:
855-543-8356
info@flo.com



PRODUCT PAGE:
<https://www.flo.com/business/products/core/>

CoRe+ PS



- ✓ CTEP certified. Read our California EVSE Regulations Guide (https://calevip.org/sites/default/files/docs/calevip/California_EVCS_Regulations_Guide.pdf)

The CoRe+ stations are smart Level 2 charging stations for private, public and commercial applications. The CoRe+ charging station is specifically designed for private applications such as workplaces, multiunit residential buildings, fleets, and is also suitable for public spaces.



POWER OUTPUT: 7.2 kW



NUMBER OF CONNECTORS: 1 or 2



CONTACT:
855-543-8356
info@flo.com



PRODUCT PAGE:
<https://www.flo.com/business/products/core/>

JuiceBar Gen3 40a



40 amp dual networked charger



POWER OUTPUT: 7.7 kW at 240VAC



NUMBER OF CONNECTORS: 1 or 2



CONTACT:

Don McNeil

dmcneil@juicebarev.com



PRODUCT PAGE:

www.Juicebarev.com

⊗ Not CTEP certified. Read our California EVSE Regulations Guide (https://calevip.org/sites/default/files/docs/calevip/California_EVCS_Regulations_Guide.pdf)

Wiremold Commercial Electric Vehicle Charger



Legrand's Level 2 Networked EV Charger provides facility managers and owners the ability to offer convenient access to electric vehicle charging for employees and tenants. The networked charger comes preconfigured with the AmpUp Charging Solution, allowing for faster commissioning and setup. The charger is available in a single 48A unit and can be either wall-mounted or pedestal-mounted for installation flexibility.



POWER OUTPUT: Up to 11.5 kW



NUMBER OF CONNECTORS: 1



CONTACT:

(877) 295-3472

customer.support-wm@legrand.us



PRODUCT PAGE:

<https://www.legrand.us/wire-and-cable-management/outdoor-power/outdoor-charging-stations/ev-charger-48a-silver/p/lna-evc1-48-sv1?text=LNA-EVC1-48-SV1>

⊗ Not CTEP certified. Read our California EVSE Regulations Guide (https://calevip.org/sites/default/files/docs/calevip/California_EVCS_Regulations_Guide.pdf)

breezEV L2B



Light Efficient Design has a long history of manufacturing innovative, commercial quality electrical products. We are excited to bring breezEV electric vehicle chargers to our longtime customers and electric vehicle enthusiasts. SMART. SIMPLE. CHARGING.



POWER OUTPUT: Up to 11 kW



NUMBER OF CONNECTORS: 1



CONTACT:

Amy McKeehan
Inside Sales Energy & Projects
977-913-3326
Amckeehan@led-llc.com



PRODUCT PAGE:




https://breez-ev.com/wp-content/uploads/2022/07/EVC-L2-48A-L1-Screen-Spec_Sheet-1.pdf

⊗ Not CTEP certified. Read our California EVSE Regulations Guide (https://calevip.org/sites/default/files/docs/calevip/California_EVCS_Regulations_Guide.pdf)

Loop EV-Flex



The Loop EV-Flex wall or pedestal mount Level 2 charging station is the ideal charging solution for public or private workplace, retail, or multifamily applications. It is designed for cost effective installation, convenient EV charging use and management, and to compliment the aesthetics of any site.


-  **POWER OUTPUT:** 7.6 kW
-  **NUMBER OF CONNECTORS:** 1
-  **CONTACT:**
888-EVLOOP1 (888-385-6671)
support@evloop.io
-  **PRODUCT PAGE:**
<https://evloop.io/>

✓ CTEP certified. Read our California EVSE Regulations Guide (https://calevip.org/sites/default/files/docs/calevip/California_EVCS_Regulations_Guide.pdf)

EV-Fleet



Meet the best-in-class EV charging network technology for fleet vehicle charging. The EV-FLEET(TM) Level 2 charging station is the ideal EV charging solution for medium to heavy duty applications.

-  **POWER OUTPUT:** Up to 20 kW
-  **NUMBER OF CONNECTORS:** 1
-  **CONTACT:**
888-EVLOOP1 (888-385-6671)
support@evloop.io
-  **PRODUCT PAGE:**
<https://evloop.io/>

✓ CTEP certified. Read our California EVSE Regulations Guide (https://calevip.org/sites/default/files/docs/calevip/California_EVCS_Regulations_Guide.pdf)

AC7LC

Noodoe EV AC7L and AC7LC are high-performance, networked EVSEs that provide up to 7.6 kW of power. They are ideal for both indoor and outdoor charging scenarios. In addition, the Noodoe EV AC7LC is equipped with 4G-LTE modem and RFID modules. Both models can be wall mounted or pedestal mounted.



POWER OUTPUT: 7.6 kW



NUMBER OF CONNECTORS: 1



CONTACT:

Szilard Murati

szilardmurati@noodoe.com



PRODUCT PAGE:

<https://www.noodoe.com/ac7le-charging-station/>

⊗ Not CTEP certified. Read our California EVSE Regulations Guide (https://calevip.org/sites/default/files/docs/calevip/California_EVCS_Regulations_Guide.pdf)

PowerPort AC



The Nuvve PowerPort is rated at 80 amps making it the ideal solution for heavy-duty fleets, such as buses and trucks that need 19.2kW of power. The PowerPort is fully controllable through Nuvve's software platform enabling smart charging of any vehicle, or full bidirectional vehicle-to-grid (V2G) capability with compatible vehicles.



POWER OUTPUT: 19.2 kW



NUMBER OF CONNECTORS: 1



CONTACT:

(619) 483-3448

evse@nuvve.com



PRODUCT PAGE:

<https://nuvve.com/wp-content/uploads/2020/01/nuvve-powerport-spec-sheet-us-ul-energystar-4.2-1.pdf>

⊗ Not CTEP certified. Read our California EVSE Regulations Guide (https://calevip.org/sites/default/files/docs/calevip/California_EVCS_Regulations_Guide.pdf)

AX48



POWER OUTPUT: Up to 11.5 kW



NUMBER OF CONNECTORS: 1



CONTACT:

Manny Huguez
Director, Strategic Channel Development (EVSE)
Phihong USA Corp
408-401-9495 | mannyh@phihongusa.com
www.phihongusa.com

Michael Law
Senior Director of EV BU
Phihong USA Corporation
Fremont, CA 94538
Mobile : 510-378-4188
Direct : 510-360-4194

⊗ Not CTEP certified. Read our California EVSE Regulations Guide (https://calevip.org/sites/default/files/docs/calevip/California_EVCS_Regulations_Guide.pdf)

PowerCharge Energy Platinum



✘ Not CTEP certified. Read our California EVSE Regulations Guide (https://calevip.org/sites/default/files/docs/calevip/California_EVCS_Regulations_Guide.pdf)

The PowerCharge Energy Platinum is a full featured EV charging station offered in many variants; single or dual-port, wall or pedestal mount and with or without cable retraction. With our aluminum construction, IK10 impact resistance and NEMA4 rated enclosure, the Energy Platinum is built to last many years in the harshest of environments. A 3-year warranty is standard with optional terms available. Multiple backend software options are available, and each unit is pre-configured and tested for easy field installation.



POWER OUTPUT: 7.6 kW



NUMBER OF CONNECTORS: 1



CONTACT:

Sales@PowerChargeEV.com
(585) 533-4085



PRODUCT PAGE:

<https://www.powerchargeev.com/collections/networked-commercial-stations/products/powercharge-energy-platinum>

PF-JT48



✔ CTEP certified. Read our California EVSE Regulations Guide (https://calevip.org/sites/default/files/docs/calevip/California_EVCS_Regulations_Guide.pdf)

PowerFlex's JT48 Level 2 charging stations are a perfect fit for workplaces, fleets, municipalities, and multi-family sites. With Adaptive Load Management and on-site energy system integration, PowerFlex greatly reduces total cost of ownership. The PF-JT48 is California Department of Food and Agriculture (CTEP) certified to collecting funds from drivers for energy usage. With multiple mounting and pedestal options, color LCD display, and custom branding opportunities, the PF-JT48 is an extremely high tech and cost-effective solution.



POWER OUTPUT: 11.5 kW



NUMBER OF CONNECTORS: 1



CONTACT:

info@powerflex.com
650-469-3392

PowerFlex Webasto TurboDX



PowerFlex TurboDX is a 32A 7.7kW Level-2 EV Charging Station that is modern, compact, and rugged. With over 3,000 units deployed in California and color/logo customization options, the TurboDX is one of our most popular EVSEs. PowerFlex enables adaptive load management, access-control, driver energy billing, Time-of-Use (ToU) rates, fleet management, and many other features.



POWER OUTPUT: 7.7 kW



NUMBER OF CONNECTORS: 1



CONTACT:

info@powerflex.com

650-469-3392

- ✓ CTEP certified. Read our California EVSE Regulations Guide (https://calevip.org/sites/default/files/docs/calevip/California_EVCS_Regulations_Guide.pdf)



AC 5500



Description: Charging Outlet: Standard J1772 (Type 1) connector that can charge any electric vehicle on the road.

Compact design: Easy installation, wall mounted, or pole mounted.

Safe and Reliable: AC5500-G stations are UL listed, EnergyStar, meeting the stringent requirements of the nation’s leading safety standards organization.

Hardware: AC5500-G stations are rugged waterproof IP65 rated they can be installed outdoors or indoors, built to withstand the elements.

Ocpp Networked Charging: Receive automatic software updates that deliver the latest improvements and features. Remotely monitor, manage multiple charging sites in one place and configure stations. You can also get real-time station information, track the charging status of all vehicles.

⊗ Not CTEP certified. Read our California EVSE Regulations Guide (https://calevip.org/sites/default/files/docs/calevip/California_EVCS_Regulations_Guide.pdf)

 **POWER OUTPUT:** Up to 10 kW

 **NUMBER OF CONNECTORS:** 1

 **CONTACT:**
Ben Yahia
Tel: 786-236-0676
ben@powerpump.io

 **PRODUCT PAGE:**
<https://powerpump.io/level-2/>

Waypoints Charger



Waypoints, a Level 2 charging solution, utilize the J1772 plug, ensuring accessibility by all electric vehicles for both public and fleet use. They have a max charge speed of 11.5kW (derating available based on existing electrical infrastructure) and can be installed as a single wall mounted charger, a single charger mounted to a pedestal, or two chargers mounted to a single pedestal. In addition, our Waypoints Chargers are Plug and Charge (ISO 15118) compatible.



POWER OUTPUT: 11.5 kW



NUMBER OF CONNECTORS: 1 or 2



CONTACT:

Public Entities

Scott Oltmann

soltmann@rivian.com

628.999.6925

Private Entities

Hiep Dang

hdang@rivian.com

408.677.7255








PRODUCT PAGE:

<https://rivian.com/experience/charging>

- ✓ CTEP certified. Read our California EVSE Regulations Guide (https://calevip.org/sites/default/files/docs/calevip/California_EVCS_Regulations_Guide.pdf)

Series 6 Smart EV Charger







-  **POWER OUTPUT:** 7.2 kW
-  **NUMBER OF CONNECTORS:** 1 or 2
-  **CONTACT:**
Jim Nemec
Director of Govt Programs
jim.nemec@semaconnect.com
216-704-5248
-  **PRODUCT PAGE:**
<https://www.semaconnect.com/charging-stations/series6/>

✔ CTEP certified. Read our California EVSE Regulations Guide (https://calevip.org/sites/default/files/docs/calevip/California_EVCS_Regulations_Guide.pdf)

SemaConnect Series 7



80A Smart Fleet EV Dual Charging Station with mounting device.

-  **POWER OUTPUT:** Up to 19.2 kW
-  **NUMBER OF CONNECTORS:** 2
-  **CONTACT:**
Jim Nemec
Director of Govt Programs
jim.nemec@semaconnect.com
216-704-5248
-  **PRODUCT PAGE:**
<https://semaconnect.com/products/series7/>

✔ CTEP certified. Read our California EVSE Regulations Guide (https://calevip.org/sites/default/files/docs/calevip/California_EVCS_Regulations_Guide.pdf)

Aurora 32A



⊗ Not CTEP certified. Read our California EVSE Regulations Guide (https://calevip.org/sites/default/files/docs/calevip/California_EVCS_Regulations_Guide.pdf)

The Star Charge Aurora Level 2 - 32A & 48A, 240Vac Electric Vehicle (EV) Charger is a powerful and reliable charging solution designed to meet the growing demand for electric transportation. Star Charge Aurora is its ease of use, with a simple and intuitive interface, users can easily monitor their charging progress, check the status of their vehicle battery, and even set charging schedules from their smartphone or tablet. The charger is compatible with all major brands of electric vehicles and can be easily installed in your home or workplace. Star Charge Aurora is also built with safety in mind, the charger is equipped with multiple safety features. Chargers are UL certified, energy-efficient, outdoor / Indoor rated.



POWER OUTPUT: Up to 7 kW



NUMBER OF CONNECTORS: 1



CONTACT:

americas@starcharge.com
510-902-8359



PRODUCT PAGE:

www.starchargeamericas.com

UP160J



Tellus Power offers low cost, high performance networked electric vehicle charging stations, which support smart charging and offer the fastest first-time driver activation through keypads on the chargers. Tellus Chargers works with EvGateway and other EVSE networks that support the OCPP 1.6 standard. Tellus Dual Port Level 2 Chargers deliver a full 7.2 kW to both vehicles simultaneously.



POWER OUTPUT: 7.2 kW



NUMBER OF CONNECTORS: 2



CONTACT:

sales@telluspowergreen.com
(949) 534-3000



PRODUCT PAGE:

<http://telluspowergreen.com>

✓ CTEP certified. Read our California EVSE Regulations Guide (https://calevip.org/sites/default/files/docs/calevip/California_EVCS_Regulations_Guide.pdf)

EVP1100

The TOG EVP1100 is a Level 2 charger designed for seamless integration into business sites, municipalities, multi-unit dwellings, and locations that wish to offer universal EV fast charging to visitors, employees, and tenants.



POWER OUTPUT: 11 kW



NUMBER OF CONNECTORS: 1



CONTACT:

Gerald Bosque

gbosque@turnongreen.com

(818) 207-0727



PRODUCT PAGE:

<https://turnongreen.com/evp1100/>

- ✓ CTEP certified. Read our California EVSE Regulations Guide (https://calevip.org/sites/default/files/docs/calevip/California_EVCS_Regulations_Guide.pdf)

Grizzl-E Smart - United Chargers Inc.



Grizzl-E Smart Level 2 EVSE provides up to 40A (9.6kw) and is built with a sturdy NEMA 4 rated cast aluminum enclosure to withstand any weather conditions. Cost-effective and easy to install. Networked through Wi-Fi, and compatible with Open Charge Point Protocol (OCPP) for access control and smart charging options through third-party network service providers.



POWER OUTPUT: 9.6 kW



NUMBER OF CONNECTORS: 1



CONTACT:
info@unitedchargers.com
 (905) 660-1171



PRODUCT PAGE:
<https://grizzl-e.com/grizzl-e-smart/>

⊗ Not CTEP certified. Read our California EVSE Regulations Guide (https://calevip.org/sites/default/files/docs/calevip/California_EVCS_Regulations_Guide.pdf)

Turbo DX

Driver safety is our #1 priority. Turbo DX ensures a safe and reliable charge with leakage and thermal detection, auto-restart and recovery and ground detection against faults. It is UL and cUL listed, safe for indoor or outdoor use, and can withstand extreme weather conditions. TurboDX is backed by a 3-year warranty.



POWER OUTPUT: 7.7 kW



NUMBER OF CONNECTORS: 1



CONTACT:

Charles Botsford

charles.botsford@webasto.com



PRODUCT PAGE:

<https://store.evsolutions.com/turbodx-evcharging-station-c50.aspx>

⊗ Not CTEP certified. Read our California EVSE Regulations Guide (https://calevip.org/sites/default/files/docs/calevip/California_EVCS_Regulations_Guide.pdf)

Business Pro 7.2kW

⊗ Not CTEP certified. Read our California EVSE Regulations Guide (https://calevip.org/sites/default/files/docs/calevip/California_EVCS_Regulations_Guide.pdf)

Fully integrated EV charging stations for your business. Business Pro is the perfect solution for all your commercial EV charging needs. With its high charging speed and sleek design, it's ideal for any business or home that needs to charge its electric vehicle. You can find a variety of innovative features to help you manage your EVs with ChargeLink Net, including:

- View the status of your charging system and health
- Offer public charging
- View data reports on your charging metrics
- Set up charging times, dates, and custom pricing
- Find support for multiple stations through one application



POWER OUTPUT: Up to 7.2 kW



NUMBER OF CONNECTORS: 1



CONTACT:
sales@mychargelink.com



PRODUCT PAGE:
<https://mychargelink.com/business>

Business Pro 10kW

⊗ Not CTEP certified. Read our California EVSE Regulations Guide (https://calevip.org/sites/default/files/docs/calevip/California_EVCS_Regulations_Guide.pdf)

Fully integrated EV charging stations for your business. Business Pro is the perfect solution for all your commercial EV charging needs. With its high charging speed and sleek design, it's ideal for any business or home that needs to charge its electric vehicle. You can find a variety of innovative features to help you manage your EVs with ChargeLink Net, including:

- View the status of your charging system and health
- Offer public charging
- View data reports on your charging metrics
- Set up charging times, dates, and custom pricing
- Find support for multiple stations through one application



POWER OUTPUT: Up to 10 kW



NUMBER OF CONNECTORS: 1



CONTACT:
sales@mychargelink.com







PRODUCT PAGE:
<https://mychargelink.com/business>

Xeal



⊗ Not CTEP certified. Read our California EVSE Regulations Guide (https://calevip.org/sites/default/files/docs/calevip/California_EVCS_Regulations_Guide.pdf)

Xeal is the only electric vehicle charger company that takes a holistic approach by integrating smart chargers with the building with our cloud-based software. Using a predictive data approach, enables Xeal to optimize the chargers' power output with the demand of vehicle battery needs for 2-3x faster charging speeds and up to 70% reduced energy costs for the building. Additionally, Xeal's proprietary internet-free solution enables its chargers to operate their own network independent to a 3rd party network provider like AT&T. Simply put, there is no other charger that provides 100% uptime while simultaneously reducing building energy costs, helping you realize your EV charging goals with a first-in-class customer experience.

-  **POWER OUTPUT:** 7.7 kW
-  **NUMBER OF CONNECTORS:** 1
-  **CONTACT:**
Michael Smith
Policy and Partnerships
Mike.Smith@xealenergy.com
-  **PRODUCT PAGE:**
<https://xealenergy.com/>

DC FAST CHARGERS

50-99.9 kW



Terra 54 HV (C/CJ)



The Terra 54 is a 50 kW DC fast charger with CCS and CHAdeMO dual-outlets. ABB's 4G modem-connected chargers feature a 5x10kW redundant power module architecture for high uptime and remote serviceability – with a high-brightness color touchscreen display, RFID and support for OCPP 1.6 integrations. Other options include cable management, credit card reader and more. HV model capable of 920VDC output.



MAX POWER OUTPUT: 50 kW
GUARANTEED MAX OUTPUT: 50kW



NUMBER OF CONNECTORS: 1-2
ACTIVE CONNECTORS: 1
CONNECTOR CONFIGURATIONS:
CCS Only, CCS/CHAdeMO



CONTACT:
US-evci@abb.com



PRODUCT PAGE:
<https://search.abb.com/library/Download.aspx?DocumentID=4EVC800801-LFUS&LanguageCode=en&DocumentPartId=&Action=Launch>

Terra 94 (C/CC/CJ)



ABB's Terra all-in-one DC fast chargers offer power up to 180 kW, with convenient charging times for every EV - including those with HV batteries. The compact, modular design makes it perfect for retail, highway or fleet use, with power sharing to further optimize utilization. All Terra chargers feature connectivity for remote services and OCPP enablement.



MAX POWER OUTPUT: 90 kW
GUARANTEED MAX OUTPUT: 90 kW



NUMBER OF CONNECTORS: 1-2
ACTIVE CONNECTORS: 1
CONNECTOR CONFIGURATIONS:
CCS Only, Dual CCS, CCS and CHAdeMO



CONTACT:
US-evci@abb.com



PRODUCT PAGE:
https://library.e.abb.com/public/31ac4bac96fb402f9518ca5841a394f5/Terra-94-124-184_UL_Data-Sheet-C.pdf?x-sig n=6OulLbI4CBZfm2NPu7u27unfoxTOQQU4hwjpl7a+o3CxEoRi4u3G4jSXS6dqMHmb

Terra 124 (CC/CJ)



ABB's Terra all-in-one DC fast chargers offer power up to 180kW, with convenient charging times for every EV - including those with HV batteries. The compact, modular design makes it perfect for retail, highway, or fleet use, with power sharing to further optimize utilization. All Terra chargers feature connectivity for remote services and OCPP enablement.



MAX POWER OUTPUT: 120 kW
GUARANTEED MAX OUTPUT: 60 kW



NUMBER OF CONNECTORS: 2
ACTIVE CONNECTORS: 2
CONNECTOR CONFIGURATIONS:
Dual CCS, CCS and CHAdeMO



CONTACT:
US-evci@abb.com



PRODUCT PAGE:
<https://search.abb.com/library/Download.aspx?DocumentID=9AKK107991A4247&Languagecode=en&documentPartId=&Action=Launch>

Terra 184 (CC/CJ)



ABB's Terra all-in-one DC fast chargers offer power up to 180kW, with convenient charging times for every EV - including those with HV batteries. The compact, modular design makes it perfect for retail, highway, or fleet use, with power sharing to further optimize utilization. All Terra chargers feature connectivity for remote services and OCPP enablement.



MAX POWER OUTPUT: 180 kW
GUARANTEED MAX OUTPUT: 90 kW



NUMBER OF CONNECTORS: 2
ACTIVE CONNECTORS: 2
CONNECTOR CONFIGURATIONS: Dual CCS, CCS and CHAdeMO



CONTACT:
US-evci@abb.com



PRODUCT PAGE:
<https://search.abb.com/library/Download.aspx?DocumentID=9AKK107991A4247&Languagecode=en&documentPartId=&Action=Launch>

MaxiCharger DC Fast



Autel MaxiCharger DC Fast is a modular designed smart DC Fast charging station, it can cover 60kW to 240kW with 20kW module increment and supports up to 950V and 300A output, and can be easily upgraded to higher power output levels by adding more modules to fit the growing needs and futureproof the customers. Its two charging ports can charge two vehicles simultaneously to greatly increase efficiency and convenience; with 4G, Wifi or Ethernet options, it can be easily connected to Autel Cloud Portal or other OCPP platforms; with its stunning 27-inch LCD screen, site hosts can choose to play their own high definition promotion image or video contents or other advertisement.



CONNECTOR CONFIGURATIONS:

Dual CCS, CCS and CHAdeMO



CONTACT:

evsales@autel.com



PRODUCT PAGE:

www.autelenergy.com

Model Name	Max Power Output	Guaranteed Max Output	Number of Connectors	Active Connectors
MaxiCharger DC Fast 120kW	120kW	60kW	2	2
MaxiCharger DC Fast 140kW	140kW	60kW/80kW	2	2
MaxiCharger DC Fast 160kW	160kW	80kW	2	2

ABB Terra 54 HV (C/CJ)



ABB's Terra all-in-one 54HV DC fast charger has convenient charging times for every EV – including those with HV batteries. The compact, modular design makes it perfect for retail, highway, or fleet use, with power sharing to further optimize utilization. All Terra chargers feature connectivity for remote services and OCPP enablement.



MAX POWER OUTPUT: 50kW
GUARANTEED MAX OUTPUT: 50 kW



NUMBER OF CONNECTORS: 1-2
ACTIVE CONNECTORS: 1
CONNECTOR CONFIGURATIONS:
CCS Only, CCS/CHAdeMO



CONTACT:
Alberto Lopez
alopez@blinkcharging.com
(305) 521-0200 x405



PRODUCT PAGE: <https://library.e.abb.com>

ABB Terra 94 (C/CC/CJ)



Terra 94 charger can provide a quick refill adding 100 miles of range in as little as 15 minutes.



MAX POWER OUTPUT: 90 kW
GUARANTEED MAX OUTPUT: 90 kW



NUMBER OF CONNECTORS: 1-2
ACTIVE CONNECTORS: 1
CONNECTOR CONFIGURATIONS:
CCS Only, Dual CCS, CCS and CHAdeMO



CONTACT:
Alberto Lopez
alopez@blinkcharging.com
(305) 521-0200 x405



PRODUCT PAGE:
<https://search.abb.com/library/Download.aspx?DocumentID=9AKK107991A4247&LanguageCode=en&DocumentPartId=&Action=Launch>

ABB Terra 124 (CC/CJ)



The Terra 124 charger can provide a full battery charge to two vehicles simultaneously while drivers are shopping, dining, or at the movies.



MAX POWER OUTPUT: 120kW
GUARANTEED MAX OUTPUT: 60 kW



NUMBER OF CONNECTORS: 2
ACTIVE CONNECTORS: 2
CONNECTOR CONFIGURATIONS:
Dual CCS, CCS and CHAdeMO



CONTACT:
US-evci@abb.com



PRODUCT PAGE:
<https://search.abb.com/library/Download.aspx?DocumentID=9AKK107991A4247&LanguageCode=en&DocumentPartId=&Action=Launch>

Terra 184 (CC/CJ)



The Terra 184 charger can add 100 miles of range in as little as 10 minutes as well as fast-charge two vehicles at the same time in less than 20 minutes.



MAX POWER OUTPUT: 180 kW
GUARANTEED MAX OUTPUT: 90 kW



NUMBER OF CONNECTORS: 2
ACTIVE CONNECTORS: 2
CONNECTOR CONFIGURATIONS:
Dual CCS, CCS and CHAdeMO



CONTACT:
US-evci@abb.com



PRODUCT PAGE:
<https://search.abb.com/library/Download.aspx?DocumentID=9AKK107991A4247&LanguageCode=en&DocumentPartId=&Action=Launch>

DCFC 50kW



Fast and robust, Blink's 50kW DC fast charging, offers a sleek design, small footprint, a patented liquid-cooling system, ensuring maximum product life with minimum maintenance and a reliable charging experience for EV drivers.



MAX POWER OUTPUT: 50 kW
GUARANTEED MAX OUTPUT: 50 kW



NUMBER OF CONNECTORS: 2
ACTIVE CONNECTORS: 1
CONNECTOR CONFIGURATIONS:
CCS and CHAdeMO



CONTACT:
Alberto Lopez
alopez@blinkcharging.com
(305) 521-0200 x405



PRODUCT PAGE:
<https://blinkcharging.com/products/50-kw-dc-fast/>

DCFC 75kW



The Blink 75kW DC fast charger is the perfect balance of size and power, compact enough to fit within any parking layout, yet providing exceptional reliability and speed with low lifetime maintenance costs and a friendly and reliable charging experience.



MAX POWER OUTPUT: 75 kW
GUARANTEED MAX OUTPUT: 50 kW



NUMBER OF CONNECTORS: 2
ACTIVE CONNECTORS: 1
CONNECTOR CONFIGURATIONS:
CCS and CHAdeMO



CONTACT:
Alberto Lopez
alopez@blinkcharging.com
(305) 521-0200 x405



PRODUCT PAGE:
<https://blinkcharging.com/products/75kw-dc-fast/>

HPCT Modular DC Fast Charger



**CONNECTOR CONFIGURATIONS
(PER DISPENSER):**

CCS Only, CHAdeMO Only, Dual CCS, CCS and CHAdeMO



CONTACT:

BTCPower Sales
sales@btcpower.com
 (714) 259-4888



PRODUCT PAGE:

https://www.btcpower.com/index.php?action=100kw_350kw

The following configurations of HPCT systems are eligible for the 50 - 99.9kW rebate:

Model Name	Max Power Output	Guaranteed Max Output	Number of Connectors	Active Connectors
HPCT 100kW (One 125A dispenser)	50kW	50kW	1-2	1
HPCT 100kW (Two 125A dispensers)	50kW	50kW	2-4	2
HPCT 100kW (Two 200A or 350A dispensers)	100kW	50kW	2-4	2
HPCT 150kW (One 125A dispenser)	50kW	50kW	1-2	1
HPCT 150kW (Two 125A dispensers)	50kW	50kW	2-4	2

50 kW Slim Line DC Fast Charger

Powerful, all-in-one DC fast charger available in 208V and 480V variants.



MAX POWER OUTPUT: 50 kW
GUARANTEED MAX OUTPUT: 50 kW



NUMBER OF CONNECTORS: 1-2
ACTIVE CONNECTORS: 1
CONNECTOR CONFIGURATIONS:
CCS Only, Dual CCS, CCS and CHAdeMO



CONTACT:
BTCPower Sales
sales@btcpower.com
(714) 259-4888



PRODUCT PAGE:
<http://www.btcpower.com/index.php?action=25kW-50kW-DCFC>

50 kW DC Fast Charger

Powerful all-in-one DC fast charger



MAX POWER OUTPUT: 50 kW
GUARANTEED MAX OUTPUT: 50 kW



NUMBER OF CONNECTORS: 1-2
ACTIVE CONNECTORS: 1
CONNECTOR CONFIGURATIONS:
CCS Only, Dual CCS, CCS and CHAdeMO



CONTACT:
BTCPower Sales
sales@btcpower.com
(714) 259-4888



PRODUCT PAGE:
<http://www.btcpower.com/index.php?action=25kW-50kW-DCFC>

100kW DC Fast Charger (Parallel Output)

The 100kW All-In-One DC Fast is capable of charging all electric vehicles compliant with CHAdeMO and (CCS) standards. The charger can be ordered as a single 100kW output, or as a dual 50kW output model. Additional customization options available upon request.



MAX POWER OUTPUT: 100 kW
GUARANTEED MAX OUTPUT: 50 kW



NUMBER OF CONNECTORS: 2
ACTIVE CONNECTORS: 2
CONNECTOR CONFIGURATIONS:
Dual CCS, Dual CHAdeMO, CCS and CHAdeMO



CONTACT:
BTCPower Sales
sales@btcpower.com
(714) 259-4888



PRODUCT PAGE:
<http://www.btcpower.com/index.php?action=100kw-DCFC>

CPE250



ChargePoint Express 250, is a 62.5 kW output station that charges at a maximum rate of 250 RPH (miles of range per hour)



MAX POWER OUTPUT: 62.5 kW
(125 kW when paired)
GUARANTEED MAX OUTPUT: 62.5 kW



NUMBER OF CONNECTORS: 1-2
ACTIVE CONNECTORS: 1
CONNECTOR CONFIGURATIONS:
CCS Only, CHAdeMO Only, Dual CCS,
Dual CHAdeMO, CCS and CHAdeMO



CONTACT:
Brendan O'Donnell
brendan.odonnell@chargepoint.com
(949) 521-3386

Central Coast Contact: Alexandra Frey
alexandra.frey@chargepoint.com
(669) 271-4470



PRODUCT PAGE:
<https://www.chargepoint.com/products/commercial/cpe250/>

DC City Charger 50kW



DC City Charger is an ideal solution for high efficiency urban charging service. It supports simultaneous charging output and load distribution to optimize the utilization rate of the charging site. DC City Charger is compatible with the OCPP standard which allows further backend system integration features, including user management, remote control and energy management.



MAX POWER OUTPUT: 50 kW
GUARANTEED MAX OUTPUT: 50 kW



NUMBER OF CONNECTORS: 1
ACTIVE CONNECTORS: 1
CONNECTOR CONFIGURATIONS:
CCS Only



CONTACT:
Stan Chao
stan.chao@deltaww.com
(510) 668-5546



PRODUCT PAGE:
<https://www.deltaww.com/en-US/products/08/4864/>

DC City Charger 100kW



DC City Charger is an ideal solution for high efficiency urban charging service. It supports simultaneous charging output and load distribution to optimize the utilization rate of the charging site. DC City Charger is compatible with the OCPP standard which allows further backend system integration features, including user management, remote control, and energy management.



MAX POWER OUTPUT: 100 kW
GUARANTEED MAX OUTPUT: 50 kW



NUMBER OF CONNECTORS: 2
ACTIVE CONNECTORS: 2
CONNECTOR CONFIGURATIONS:
Dual CCS, CCS and CHAdeMO



CONTACT:
Stan Chao
stan.chao@deltaww.com
(510) 668-5546



PRODUCT PAGE:
<https://www.deltaww.com/en-US/products/08/4864/>

QC45

50 kW DC charger with CCS & CHAdeMO connectors, RFID reader, color HMI screen and OCPP network capability.



MAX POWER OUTPUT: 50 kW
GUARANTEED MAX OUTPUT: 50 kW



NUMBER OF CONNECTORS: 1-2
ACTIVE CONNECTORS: 1
CONNECTOR CONFIGURATIONS:
CCS Only, CCS and CHAdeMO



CONTACT:
Mike Anderson
mike.anderson@efacec.com
(404) 536-3035



PRODUCT PAGE:
<http://electricmobility.efacec.com/ev-qc45-quick-charger/>

Juicepump 50

JuicePump, our convenient DC fast charging station, lets EV drivers quickly charge up, providing EV drivers a full charge in the time it takes to visit your business. JuicePump is built to last and features two charging ports that provide universal compatibility with all EVs, including Tesla.



MAX POWER OUTPUT: 50 kW
GUARANTEED MAX OUTPUT: 50 kW



NUMBER OF CONNECTORS: 2
ACTIVE CONNECTORS: 1
CONNECTOR CONFIGURATIONS:
CCS and CHAdeMO



CONTACT:
Bianca Jimenez
bianca.jimenez@enel.com
(949) 423-3780



PRODUCT PAGE:
<https://evcharging.enelx.com/juicepump-ev-charging-station>

ASTEROPE



EV BOLT’s 120kW DC fast charger is the ideal ratio of size to power, while the 180kW is the best-in-class DC fast charger. With a sleek design and small footprint, it offers a multi-standard charging interface. The ASTEROPE 12 and ASTEROPE 18 have the ability to charge two cars concurrently, also ensuring optimum product life with little maintenance and a consistent charging experience for EV drivers.



CONNECTOR CONFIGURATIONS:

Dual CCS, CCS and CHAdeMO



CONTACT:

Aamir Habib
aamir@evbolt.com
 281-738-1700



PRODUCT PAGE:

<https://evbolt.com/products/#dc-chargers>

Model Name	Max Power Output	Guaranteed Max Output	Number of Connectors	Active Connectors
ASTEROPE 12	120kW	60kW	2	2
ASTEROPE 15	150kW	75kW	2	2
ASTEROPE 18	180kW	90kW	2	2

Smart DC 50kW



SmartDC™ fast charging stations are specifically designed to resist vandalism and perform in harsh climates. Equipped with both CHAdeMO and SAE Combo fast charging connectors, they are universally compatible with all models of fully electric vehicles. SmartDC stations are ideal for businesses located close to a transit corridor, or busy parking lots where vehicles need to charge often and quickly.



MAX POWER OUTPUT: 50 kW
GUARANTEED MAX OUTPUT: 50 kW



NUMBER OF CONNECTORS: 2
ACTIVE CONNECTORS: 1
CONNECTOR CONFIGURATIONS:
CCS and CHAdeMO



CONTACT:
855-543-8356
info@flo.com



PRODUCT PAGE:
<https://www.flo.com/business/products/smartdc/>

Boost Charger



Boost Charger (TM) is a powerful battery-integrated electric vehicle charger. Easily connecting to existing low-voltage infrastructure, it can be set up without lengthy and costly construction or extensive permitting. Delivering up to 120kW output and capable of charging two cars at once, the Boost Charger offers drivers a premium charging experience while significantly reducing install and ongoing energy costs for owners.



MAX POWER OUTPUT: 120 kW
GUARANTEED MAX OUTPUT: 60 kW



NUMBER OF CONNECTORS: 2
ACTIVE CONNECTORS: 2
CONNECTOR CONFIGURATIONS:
Dual CCS, Dual CHAdeMO,
CCS and CHAdeMO



CONTACT:
Patrick Flahive
pflahive@freewiretech.com
(217) 691-5185



PRODUCT PAGE:
<https://freewiretech.com/products/dc-boost-charger/>

ICE



The ICE All-in-One DC Fast Chargers can be flexible configured to up to 180kW of charging power. The EVSE can be used simultaneously (load sharing between both connectors) or sequentially (first in gets full power until charging session ends) depending on the needs of the use case and come with CCS1 and/or CHAdeMO cable types



CONNECTOR CONFIGURATIONS:
Dual CCS, CCS and CHAdeMO



CONTACT:
sales@inchargeus.com
818-697-GOEV (4638)



PRODUCT PAGE:
<https://inchargeus.com/hardware/>

Model Name	Max Power Output	Guaranteed Max Output	Number of Connectors	Active Connectors
ICE-120	120kW	60kW	2	2
ICE-180	180kW	90kW	2	2

EV Charger 50



The aesthetic 50kW fast charger is built for both EV drivers and property owners, offering universal compatibility for electric vehicles, RFID capability, and a large screen for digital signage to provide additional revenue.



MAX POWER OUTPUT: 50 kW
GUARANTEED MAX OUTPUT: 50 kW



NUMBER OF CONNECTORS: 2
ACTIVE CONNECTORS: 1
CONNECTOR CONFIGURATIONS:
CCS and CHAdeMO



CONTACT:
Intertie Sales Team
sales@intertie.com
(415) 567-0446



PRODUCT PAGE:
<https://www.intertie.com/>

Exceed DC Series



The Noodoe EV Exceed DC series is your ticket to the fastest, most innovative chargers available. This series is a modular, upgradable 90-180 kW charging system with an internal structure that allows for replacing or adding internal 30kW power modules. The Noodoe EV DC Exceed series supports true simultaneous charging and is compatible with all-electric vehicles with CHAdeMO and CCS connectors



CONNECTOR CONFIGURATIONS:

Dual CCS, CCS and CHAdeMO



CONTACT:

Szilard Murati
szilardmurati@noodoe.com

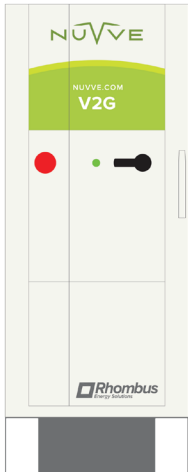


PRODUCT PAGE:

<https://www.noodoe.com/exceed-dc-fast-charging/>

Model Name	Max Power Output	Guaranteed Max Output	Number of Connectors	Active Connectors
DC90P	90kW	60kW	2	1
DC120P	120kW	60kW	2	2
DC150P	150kW	60kW/90kW	2	2
DC180P	180kW	90kW	2	2

RES-HD60-V2G



PCS



DISPENSER

Bidirectional charging station enabled for V2G.



MAX POWER OUTPUT: 60 kW
GUARANTEED MAX OUTPUT: 60 kW



NUMBER OF CONNECTORS: 1
ACTIVE CONNECTORS: 1
CONNECTOR CONFIGURATIONS:
CCS Only



CONTACT:
Lynn Ames
VP of Partnerships
Lynn@nuvve.com
619-961-3931



PRODUCT PAGE:
<https://nuvve.com/wp-content/uploads/2021/08/nuvve-dc-60kw-rhombus-spec-sheet-aug2021.pdf>

DS120



POWER OUTPUT: Up to 120 kW
GUARANTEED MAX OUTPUT: 60kW



NUMBER OF CONNECTORS: 2
ACTIVE CONNECTORS: 2
CONNECTOR CONFIGURATION: Dual CCS, CCS and CHAdeMO



CONTACT:
Manny Huguez
Director, Strategic Channel Development (EVSE)
Phihong USA Corp
408-401-9495 | mannyh@phihongusa.com
www.phihongusa.com

Michael Law
Senior Director of EV BU
Phihong USA Corporation
Fremont, CA 94538
Mobile : 510-378-4188
Direct : 510-360-4194

⊗ Not yet certified to meet California weights and measures laws and regulations for commercial EVSE.

DS180



POWER OUTPUT: Up to 180 kW
GUARANTEED MAX OUTPUT: 90kW



NUMBER OF CONNECTORS: 2
ACTIVE CONNECTORS: 2
CONNECTOR CONFIGURATION: Dual CCS, CCS and CHAdeMO



CONTACT:
Manny Huguez
Director, Strategic Channel Development (EVSE)
Phihong USA Corp
408-401-9495 | mannyh@phihongusa.com
www.phihongusa.com

Michael Law
Senior Director of EV BU
Phihong USA Corporation
Fremont, CA 94538
Mobile : 510-378-4188
Direct : 510-360-4194

⊗ Not yet certified to meet California weights and measures laws and regulations for commercial EVSE.

DO360



POWER OUTPUT: Up to 360 kW
GUARANTEED MAX OUTPUT: 90kW



NUMBER OF CONNECTORS: 4
ACTIVE CONNECTORS: 4
CONNECTOR CONFIGURATION: Dual CCS, CCS and CHAdeMO



CONTACT:
Manny Huguez
Director, Strategic Channel Development (EVSE)
Phihong USA Corp
408-401-9495 | mannyh@phihongusa.com
www.phihongusa.com

Michael Law
Senior Director of EV BU
Phihong USA Corporation
Fremont, CA 94538
Mobile : 510-378-4188
Direct : 510-360-4194

⊗ Not yet certified to meet California weights and measures laws and regulations for commercial EVSE.

60 kW Fast DC Charger



Rhombus 60kW charger consisting of PCS (RES-DCVC60-480) and dispenser (RES-D3-CS20). Capable of sequentially charging up to 5 vehicles. Certified to UL 2202 and UL2231, the disparate design allows the small footprint dispenser to be co-located up to 500ft away from PCS, enabling maximum space for vehicle. Dispenser can be wall mounted or floor mounted.



MAX POWER OUTPUT: 60 kW
GUARANTEED MAX OUTPUT: 60 kW



NUMBER OF CONNECTORS: 1-5
ACTIVE CONNECTORS: 1
CONNECTOR CONFIGURATIONS (PER DISPENSER): CCS Only



CONTACT:
sales@rhombusenergysolutions.com
888-978-6564



PRODUCT PAGE:
<https://rhombusenergysolutions.com/2021/03/res-dcvc60-480>

**60 kW Fast DC Charger,
Bidirectional and V2G Capable**



Rhombus 60kW charger consisting of PCS (RES-DCVC60-480-V2G) and dispenser (RES-D3-CS20-V2G). V2G or Vehicle to Grid capable - bidirectional power flow. Capable of sequentially charging or discharging up to 5 vehicles. Certified to UL 2202 and UL1741-SA, the disparate design allows the small footprint dispenser to be co-located up to 500ft away from PCS, enabling maximum space for vehicle. Dispenser can be wall mounted or floor mounted.



MAX POWER OUTPUT: 60 kW
GUARANTEED MAX OUTPUT: 60 kW



NUMBER OF CONNECTORS: 1-5
ACTIVE CONNECTORS: 1
CONNECTOR CONFIGURATIONS (PER DISPENSER): CCS Only



CONTACT:
sales@rhombusenergysolutions.com
888-978-6564



PRODUCT PAGE:
<https://rhombusenergysolutions.com/2021/03/res-dcvc60-480-v2g>

VersiCharge Ultra 50 DCFC



The Siemens VersiCharge Ultra 50™ DCFC provides CCS and CHAdeMO connections to ensure all vehicles can charge. Its 50kW DC power and liquid cooling will charge an EV up to 150 miles in an hour. Drivers can authenticate at the unit via an optional RFID or credit card reader.



MAX POWER OUTPUT: 50 kW
GUARANTEED MAX OUTPUT: 50 kW



NUMBER OF CONNECTORS: 2
ACTIVE CONNECTORS: 1
CONNECTOR CONFIGURATIONS:
CCS and CHAdeMO



CONTACT:
Jerome Penna
(949) 201-9423



PRODUCT PAGE:
<https://assets.new.siemens.com/siemens/assets/api/uuid:7c4aec5-a4b4-47d4-8dfd-3d378c2a624e/version:1574793124/sidsb40018004auslores.pdf>

SHFC 50K



The Signet SHFC 50K is a 50 kW DC Fast charger equipped with both CCS and CHAdeMO connectors, an 8 or 12-inch touch screen, and RFID capability.



MAX POWER OUTPUT: 50 kW
GUARANTEED MAX OUTPUT: 50 kW



NUMBER OF CONNECTORS: 1-2
ACTIVE CONNECTORS: 1
CONNECTOR CONFIGURATIONS:
CCS Only, CHAdeMO Only, Dual CCS,
Dual CHAdeMo Only, CCS and CHAdeMO



CONTACT:
Takako Shigematsu
shigematsu-t@marubeni.com



PRODUCT PAGE:
http://signetevglobal.com/?page_id=1998

Athena 60

Athena DC charger is a 60kW fast charging and innovative design with a small footprint. With two connectors and charging speeds up to 200A, Athena offers a flexible design to any site. Our solution features 4G/Wi-Fi/Ethernet, a 7-inch touch screen display and RFID, and Athena can connect to any management platform via OCPP. Athena is only 14 inches deep and can be mounted on pedestal or wall where there are space limitations, making it an adaptable solution for your business.



MAX POWER OUTPUT: Up to 60 kW
GUARANTEED MAX OUTPUT: 60 kW



NUMBER OF CONNECTORS: 2
ACTIVE CONNECTORS: 1
CONFIGURATIONS: CCS&CHAdemo



CONTACT:
(510) 322 3266
(833) STAR4US
americas@starcharge.com



PRODUCT PAGE:
<https://www.starcharge.com>

120 kW Charger (Parallel Output)



Tellus 120kW Charger adopts innovative design with modular construction. The charger can be configured onsite to deliver either 1x120kW or 2x60kW (simultaneous charging). It provides wider voltage range from 150VDC-750VDC providing compatibility to present and future generation EVs. It comes with a Credit Card reader, RFID reader, touch screen interface, and is compatible with OCPP standard.



MAX POWER OUTPUT: 120 kW
GUARANTEED MAX OUTPUT: 60 kW



NUMBER OF CONNECTORS: 2
ACTIVE CONNECTORS: 2
CONNECTOR CONFIGURATIONS:
 Dual CCS, Dual CHAdeMO,
 CCS and CHAdeMO



CONTACT:
sales@telluspowergreen.com
 (949) 534-3000



PRODUCT PAGE:
<http://telluspowergreen.com/usa/dc-chargers/>

RT50

The RT50 is a small footprint 50 kW charger offering the highest ingress protection through Tritium's patented liquid-cooled technology. This attractive charger is easy to own and operate, comes with CCS and CHAdeMO connectors and is available to be custom branded to match your business.



MAX POWER OUTPUT: 50 kW
GUARANTEED MAX OUTPUT: 50 kW



NUMBER OF CONNECTORS: 2
ACTIVE CONNECTORS: 1
CONNECTOR CONFIGURATIONS:
CCS and CHAdeMO



CONTACT:
Jary Guerra
jguerra@tritiumcharging.com
213-446-5702



PRODUCT PAGE:
<https://tritiumcharging.com/product/rt-50/>

RTM75

The RTM is a modular, upgradeable, and simultaneous charging-capable fast charger designed to rapidly power electric vehicles (EVs). Capable of charging any EV, this self-contained product gives businesses an opportunity to join the e-mobility revolution with the flexibility of a 50kW, or 75kW charger.



MAX POWER OUTPUT: 75 kW
GUARANTEED MAX OUTPUT: 50 kW



NUMBER OF CONNECTORS: 2
ACTIVE CONNECTORS: 1
CONNECTOR CONFIGURATIONS:
CCS and CHAdeMO



CONTACT:
Jary Guerra
jguerra@tritiumcharging.com
213-446-5702



PRODUCT PAGE:
<https://tritiumcharging.com/product/rtm-75/>

FSP1200

TurnOnGreen's FSP1200 is a universally compatible EV Fast Charger that can accommodate both CHAdeMO and CCS EV configurations. Provides a full battery charge to visitors within an hour. FSP1200 is strategically designed for travel routes, or high traffic plazas where visitors need to charge rapidly.



MAX POWER OUTPUT: 120 kW
GUARANTEED MAX OUTPUT: 60 kW



NUMBER OF CONNECTORS: 2
ACTIVE CONNECTORS: 2
CONNECTOR CONFIGURATIONS:
Dual CCS, CCS and CHAdeMO



CONTACT:
Gerald Bosque
gbosque@turnongreen.com
(818) 207-0727



PRODUCT PAGE:
<https://turnongreen.com/fsp1200/>

DCFC



Volta's DC FAST charger offers customers reliable and fast power.



MAX POWER OUTPUT: 50 kW
GUARANTEED MAX OUTPUT: 50 kW



NUMBER OF CONNECTORS: 1
ACTIVE CONNECTORS: 1
CONNECTOR CONFIGURATIONS:
CCS Only



CONTACT:
support@voltacharging.com
(888) 264-2208



PRODUCT PAGE:
<https://voltacharging.com/>

C6AM90

The C6AM is a standalone DCFC capable of up to 95kW output on 208Vac 3P input. Designed for a wide range of applications in mind, this compact and highly customizable unit is perfect for all charging needs.



POWER OUTPUT: 95 kW

GUARANTEED POWER OUTPUT: 95kW



NUMBER OF CONNECTORS: 1

ACTIVE CONNECTOR: 1

CONNECTOR CONFIGURATION: CCS Only



CONTACT:

alex.urist@xcharge.com



PRODUCT PAGE:

<https://xchargeenergy.com>

C6AM150

The C6AM is a standalone DCFC capable of up to 150kW output. Designed for a wide range of applications in mind, this compact and highly customizable unit is perfect for all charging needs.



MAX POWER OUTPUT: 150 kW
GUARANTEED MAX OUTPUT: 75 kW



NUMBER OF CONNECTORS: 2
ACTIVE CONNECTORS: 2
CONNECTOR CONFIGURATIONS:
CCS&CHAdEMO, Dual CCS



CONTACT:
alex.urist@xcharge.com



PRODUCT PAGE:
<https://xchargeenergy.com>

DC FAST CHARGERS

100kW+



Terra HP



ABB’s Terra HP is a modular 175-350 kW charging system supporting 920 VDC vehicles. With Dynamic DC power sharing technology, the Terra HP system is expandable over time. Every Terra HP charge post is equipped with liquid cooled cables for high continuous output power performance, along with an advanced HMI and support for OCPP 1.6 integrations.



CONNECTOR CONFIGURATIONS (PER DISPENSER):

CCS Only, CCS and CHAdeMO



CONTACT:

US-evci@abb.com



PRODUCT PAGE:

<https://search.abb.com/library>

Model Name	Max Power Output	Guaranteed Max Output	Number of Connectors	Active Connectors
Terra HP 175	175kW	175kW	1-2	1
Terra HP 350 (One Dispenser)	350kW	350kW	1-2	1
Terra HP 350 (Two Dispenser)	350kW	175kW	2-4	2

Terra 124 C



ABB's Terra all-in-one DC fast chargers offer power up to 180 kW, with convenient charging times for every EV - including those with HV batteries. The compact, modular design makes it perfect for retail, highway or fleet use, with power sharing to further optimize utilization. All Terra chargers feature connectivity for remote services and OCPP enablement.



MAX POWER OUTPUT: 120 kW
GUARANTEED MAX OUTPUT: 120 kW



NUMBER OF CONNECTORS: 1
ACTIVE CONNECTORS: 1
CONNECTOR CONFIGURATIONS: CCS Only



CONTACT:
US-evci@abb.com



PRODUCT PAGE:
<https://search.abb.com/library>

Terra 184 C



ABB's Terra all-in-one DC fast chargers offer power up to 180 kW, with convenient charging times for every EV - including those with HV batteries. The compact, modular design makes it perfect for retail, highway or fleet use, with power sharing to further optimize utilization. All Terra chargers feature connectivity for remote services and OCPP enablement.



MAX POWER OUTPUT: 180 kW
GUARANTEED MAX OUTPUT: 180 kW



NUMBER OF CONNECTORS: 1
ACTIVE CONNECTORS: 1
CONNECTOR CONFIGURATIONS: CCS Only



CONTACT:
US-evci@abb.com



PRODUCT PAGE:
<https://search.abb.com>

ChargeBox



A charging capacity of up to 320 kW for e-vehicles, without extension of the limited distribution grid - this is provided by the ChargeBox with Booster and Dispenser as a storage-based fast-charging system. Connection of one to two charging stations with 160 or 320 kW capacity.



CONNECTOR CONFIGURATIONS:

CCS Only



CONTACT:

John Neville
 Chief Sales Officer
J.Neville@ads-tec-energy.com

Robert Bel Bruno
 Director/Sales Operations
R.BelBruno@ads-tec-energy.com



PRODUCT PAGE:

<https://www.ads-tec-energy.com>

Model Name	Max Power Output	Guaranteed Max Output	Number of Connectors	Active Connectors
ChargeBox - 1 Dispenser	320kW	320kW	1	1
ChargeBox - 2 Dispensers	320kW	160kW	2	2

MaxiCharger DC Fast



Autel MaxiCharger DC Fast is a modular designed smart DC Fast charging station, it can cover 60kW to 240kW with 20kW module increment and supports up to 950V and 300A output, and can be easily upgraded to higher power output levels by adding more modules to fit the growing needs and futureproof the customers. Its two charging ports can charge two vehicles simultaneously to greatly increase efficiency and convenience; with 4G, Wifi or Ethernet options, it can be easily connected to Autel Cloud Portal or other OCPP platforms; with its stunning 27-inch LCD screen, site hosts can choose to play their own high definition promotion image or video contents or other advertisement.



CONNECTOR CONFIGURATIONS:

Dual CCS, CCS and CHAdeMO



CONTACT:

evsales@autel.com



PRODUCT PAGE:

www.autelenergy.com

Model Name	Max Power Output	Guaranteed Max Output	Number of Connectors	Active Connectors
MaxiCharger DCFC 200kW Module*	180kW	80kW/100kW	2	2
MaxiCharger DCFC 200kW Module	200kW	100kW	2	2
MaxiCharger DCFC 220kW Module	220kW	100kW/120kW	2	2
MaxiCharger DCFC 240kW Module	240kW	120kW	2	2

* Eligible for one (1) 50kW-99.99kW rebate and one (1) 100kW+ rebate

ABB Terra 124 C



The Terra 124 charger can provide a full battery charge to two vehicles simultaneously while drivers are shopping, dining or at the movies.



MAX POWER OUTPUT: 120 kW
GUARANTEED MAX OUTPUT: 120 kW



NUMBER OF CONNECTORS: 1
ACTIVE CONNECTORS: 1
CONNECTOR CONFIGURATIONS: CCS Only



CONTACT:
US-evci@abb.com



PRODUCT PAGE:
<https://search.abb.com/library/Download.aspx?DocumentID=9AKK107991A4247&LanguageCode=en&DocumentPartId=&Action=Launch>

ABB Terra 184 C



The Terra 184 charger can add 100 miles of range in as little as 10 minutes as well as fast-charge two vehicles at the same time in less than 20 minutes.



MAX POWER OUTPUT: 180 kW
GUARANTEED MAX OUTPUT: 180 kW



NUMBER OF CONNECTORS: 1
ACTIVE CONNECTORS: 1
CONNECTOR CONFIGURATIONS: CCS Only



CONTACT:
US-evci@abb.com



PRODUCT PAGE:
<https://search.abb.com/library/Download.aspx?DocumentID=9AKK107991A4247&LanguageCode=en&DocumentPartId=&Action=Launch>

DCFC 175 kW

Fast and robust, the 175kW Blink DC fast charging station offers a sleek design, small footprint, a patented liquid-cooling system, ensuring maximum product life with minimum maintenance, and a reliable charging experience for EV drivers everywhere.



MAX POWER OUTPUT: 175 kW
GUARANTEED MAX OUTPUT: 175 kW



NUMBER OF CONNECTORS: 1-2
ACTIVE CONNECTORS: 1
CONNECTOR CONFIGURATIONS: CCS Only, CCS and CHAdeMO



CONTACT:
Alberto Lopez
alopez@blinkcharging.com
(305) 521-0200 x405



PRODUCT PAGE:
<https://blinkcharging.com/products/175kw-dc-fast/>

HPCT Modular DC Fast Charger



CONNECTOR CONFIGURATIONS (PER DISPENSER):

CCS Only, CHAdeMO Only, DualCCS, CCS and CHAdeMO



CONTACT:

BTCPower Sales
sales@btcpower.com
 (714) 259-4888



PRODUCT PAGE:

https://www.btcpower.com/index.php?action=100kw_350kw

The following configurations of HPCT systems are eligible for the 100+kW rebate:

Model Name	Max Power Output	Guaranteed Max Output	Number of Connectors	Active Connectors
HPCT 100kW (One 200A or 350A dispenser)	100kW	100kW	1-2	1
HPCT 150kW (One 200A or 350A dispenser)	150kW	150kW	1-2	1
HPCT 200kW (One 200A or 350A dispenser)	200kW	200kW	1-2	1
HPCT 200kW (Two 200A or 350A dispenser)	200kW	100kW	2-4	2
HPCT 350kW (One 350A dispenser)	350kW	350kW	1-2	1
HPCT 350kW (One 200A dispenser)	200kW	200kW	1-2	1
HPCT 350kW (Two 200A or 350A dispensers)	350kW	200kW	2-4	2
HPCT 350kW (Three 200A or 350A dispensers)	350kW	100kW	3-6	3
HPCT 350kW (Four 200A or 350A dispensers)	350kW	100kW	4-8	4
HPCT 150kW (Two 200A or 350A dispensers)*	150kW	50kW/100kW	2-4	2

* Eligible for one (1) 50kW-99.99kW rebate and one (1) 100kW+ rebate

100kW DC Fast Charger (Single Output)

The 100kW All-In-One DC Fast is capable of charging all electric vehicles compliant with CHAdeMO and (CCS) standards. The charger can be ordered as a single 100kW output, or as a dual 50kW output model. Additional customization options available upon request.



MAX POWER OUTPUT: 100 kW
GUARANTEED MAX OUTPUT: 100 kW



NUMBER OF CONNECTORS: 1
ACTIVE CONNECTORS: 1
CONNECTOR CONFIGURATIONS:
CCS Only, CHAdeMO Only



CONTACT:
BTCPower Sales
sales@btcpower.com
(714) 259-4888



PRODUCT PAGE:
<http://www.btcpower.com/index.php?action=100kw-DCFC>

DC City Charger 100kW



DC City Charger is an ideal solution for high efficiency urban charging service. It supports simultaneous charging output and load distribution to optimize the utilization rate of the charging site. DC City Charger is compatible with the OCPP standard which allows further backend system integration features, including user management, remote control, and energy management.



MAX POWER OUTPUT: 100 kW
GUARANTEED MAX OUTPUT: 100 kW



NUMBER OF CONNECTORS: 1
ACTIVE CONNECTORS: 1
CONNECTOR CONFIGURATIONS:
CCS Only



CONTACT:
Stan Chao
stan.chao@deltaww.com
(510) 668-5546



PRODUCT PAGE:
<https://www.deltaww.com/en-US/products/08/4864/>

High Power DCFC



The High Power DC Fast Charger offers the fastest charging time compared to any other charger. It is ideally suited for highway rest stops facilities due to its high power, dynamic load, and simultaneous charging features. High-power efficiency and the ability to share power from the power cabinet between two dispensers help reduce the cost of ownership.



CONNECTOR CONFIGURATIONS:
Dual CCS



CONTACT:
Stan Chao
stan.chao@deltaww.com



PRODUCT PAGE:
<https://www.deltaevcharging.com/selection-guide>

Model Name	Max Power Output	Guaranteed Max Output	Number of Connectors	Active Connectors
200 kW High Power DCFC	200kW	100kW	2	2
350 kW High Power DCFC	350kW	175kW	2	2

HV Modular DC Fast Charger



160-320 kW ultra-fast DC charger with CHAdeMO and liquid-cooled CCS connectors, RFID reader, 15" color touchscreen HMI and OCPP network capability.



CONNECTOR CONFIGURATIONS (PER DISPENSER):

Dual CCS, CCS and CHAdeMO



CONTACT:

Mike Anderson
mike.anderson@efacec.com
 (404) 536-3035



PRODUCT PAGE:

<http://electricmobility.efacec.com/ev-high-power/>

Model Name	Max Power Output	Guaranteed Max Output	Number of Connectors	Active Connectors
HV160	160kW	160kW	2	1
HV175	175kW	175kW	2	1
HV350	350kW	175kW	2	2

Asterope 15

EVBOLT's 150kW is the best-in-class DC fast charger, with a sleek design and small footprint, it offers a Single CCS1 charging interface. EVB-DC-PS150 has the ability to ensure optimum product life with little maintenance and a consistent charging experience for EV drivers.



MAX POWER OUTPUT: 150 kW
GUARANTEED POWER OUTPUT: 150 kW



NUMBER OF CONNECTORS: 1
ACTIVE CONNECTORS: 1
CONNECTOR CONFIGURATIONS:
CCS Only



CONTACT:
Ali Haider, Ali@evbolt.com,
800-351-2110 &

Areeb Rizvi, Areeb@evbolt.com,
800-351-2110



PRODUCT PAGE:
<https://evbolt.com>

Smart DC 100 kW

SmartDC™ fast charging stations are specifically designed to resist vandalism and perform in harsh climates. Equipped with both CHAdeMO and SAE Combo fast charging connectors, they are universally compatible with all models of fully electric vehicles. SmartDC stations are ideal for businesses located close to a transit corridor, or busy parking lots where vehicles need to charge often and quickly.



MAX POWER OUTPUT: 100 kW
GUARANTEED MAX OUTPUT: 100 kW



NUMBER OF CONNECTORS: 2
ACTIVE CONNECTORS: 1
CONNECTOR CONFIGURATIONS:
CCS and CHAdeMO



CONTACT:
855-543-8356
info@flo.com



PRODUCT PAGE:
<https://www.flo.com/business/products/smartdc/>

RES-HD125-V2G



PCS



DISPENSER

Bidirectional charging station enabled for V2G.



MAX POWER OUTPUT: 125 kW
GUARANTEED MAX OUTPUT: 125 kW



NUMBER OF CONNECTORS: 1
ACTIVE CONNECTORS: 1
CONNECTOR CONFIGURATIONS:
 CCS Only




CONTACT:
 Lynn Ames
 VP of Partnerships
Lynn@nuvve.com
 619-961-3931



PRODUCT PAGE:
<https://nuvve.com/wp-content/uploads/2021/08/nuvve-dc-125kw-rhombus-spec-sheet-aug2021.pdf>

125 kW Fast DC Charger



Rhombus 125kW charger consisting of PCS (RES-DCVC125-480) and dispenser (RES-D3-CS20). Capable of sequentially charging up to 5 vehicles. Certified to UL 2202 and UL2231, the disparate design allows the small footprint dispenser to be co-located up to 500ft away from PCS, enabling maximum space for vehicle. Dispenser can be wall mounted or floor mounted.



MAX POWER OUTPUT: 125 kW
GUARANTEED MAX OUTPUT: 125 kW



NUMBER OF CONNECTORS: 1-5
ACTIVE CONNECTORS: 1
CONNECTOR CONFIGURATIONS (PER DISPENSER): CCS Only



CONTACT:
sales@rhombusenergysolutions.com
888-978-6564



PRODUCT PAGE:
<https://rhombusenergysolutions.com/2021/03/res-dcvc125-480>

125 kW Fast DC Charger, Bidirectional and V2G Capable



Rhombus 125kW charger consisting of PCS (RES-DCVC125-480-V2G) and dispenser (RES-D3-CS20-V2G). V2G or Vehicle to Grid capable - bidirectional power flow. Capable of sequentially charging or discharging up to 5 vehicles. Certified to UL 2202 and UL1741-SA, the disparate design allows the small footprint dispenser to be co-located up to 500ft away from PCS, enabling maximum space for vehicle. Dispenser can be wall mounted or floor mounted.



MAX POWER OUTPUT: 125 kW
GUARANTEED MAX OUTPUT: 125 kW



NUMBER OF CONNECTORS: 1-5
ACTIVE CONNECTORS: 1
CONNECTOR CONFIGURATIONS (PER DISPENSER): CCS Only



CONTACT:
sales@rhombusenergysolutions.com
888-978-6564



PRODUCT PAGE:
<https://rhombusenergysolutions.com/2021/03/res-dcvc125-480-v2g>

VersiCharge Ultra 175 DC Charge



The VersiCharge Ultra 175 kW DC charger is a powerful EV Charger engineered for reliability across a wide range of grid voltages. Charging your vehicle with the VersiCharge Ultra 175 kW DC charger is safe, secure, and simple, with industry standard plugs and a simple interface. Designed for multiple applications, the VersiCharge Ultra 175 is easy to install, operate, and maintain, making it a cost-effective solution for DC fast charging. Its patented liquid cooling technology provides durability in various environmental conditions.



MAX POWER OUTPUT: Up to 175kW
GUARANTEED MAX OUTPUT: 175kW



NUMBER OF CONNECTORS: 1,2
ACTIVE CONNECTORS: 1
CONNECTOR CONFIGURATIONS:
CCS Only, CCS and CHAdeMO



CONTACT:
Jerome Penna
jerome.penna@siemens.com
(949) 201-9423



PRODUCT PAGE:
<https://new.siemens.com/us/en/products/energy/topics/transportation-electrification/versicharge-ultra-dc-fast-chargers.html>

DP350K-CC



This high-powered charging system is able to charge both today's and the next generation of EVs with a wide voltage range of 150 - 920 VDC. It can charge vehicles at up to 200A for CHAdeMO and 500A for CCS with liquid cooling. Various plug configurations are available; single or dual ports, and a combination of CCS and/or CHAdeMO.



MAX POWER OUTPUT: 350 kW
GUARANTEED MAX OUTPUT: 350 kW



NUMBER OF CONNECTORS: 1-2
ACTIVE CONNECTORS: 1
CONNECTOR CONFIGURATIONS:
CCS Only, CHAdeMO Only, DualCCS,
CCS and CHAdeMO



CONTACT:
Takako Shigematsu
shigematsu-t@marubeni.com



PRODUCT PAGE:
http://signetevglobal.com/?page_id=1966

120kW Charger (Single Output)



Tellus 120kW Charger adopts innovative design with modular construction. The charger can be configured onsite to deliver either 1 x 120kW or 2 x 60kW (simultaneous charging). It provides wider voltage range from 150VDC - 750VDC providing compatibility to present and future generation EVs. It comes with a Credit Card reader, RFID reader, touch screen interface and is compatible with OCPP standard.



MAX POWER OUTPUT: 120 kW
GUARANTEED MAX OUTPUT: 120 kW



NUMBER OF CONNECTORS: 1
ACTIVE CONNECTORS: 1
CONNECTOR CONFIGURATIONS:
 CCS Only, CHAdeMO Only



CONTACT:
sales@telluspowergreen.com
 (949) 534-3000



PRODUCT PAGE:
<http://telluspowergreen.com/usa/dc-chargers/>

RT175-S

The RT175-S is a compact and efficient 175kW charger offering the highest ingress protection through Tritium's patented liquid-cooled technology. This charger comes equipped with 350A CCS1/ CCS2 and 200A CHAdeMO connectors with long reach cable management, and is the first charger in the U.S. equipped with ISO 15118 Plug and Charge technology. The exterior of the RT175-S can also be custom designed to match your brand.



MAX POWER OUTPUT: 175 kW
GUARANTEED MAX OUTPUT: 175 kW



NUMBER OF CONNECTORS: 1-2
ACTIVE CONNECTORS: 1
CONNECTOR CONFIGURATIONS:
 CCS Only, CCS and CHAdeMO



CONTACT:
 Jary Guerra
jguerra@tritiumcharging.com
 213-446-5702



PRODUCT PAGE:
<https://www.tritium.com.au/products/rt175s/>

C6AM150

The C6AM is a standalone DCFC capable of up to 150kW output. Designed for a wide range of applications in mind, this compact and highly customizable unit is perfect for all charging needs.



MAX POWER OUTPUT: 150 kW
GUARANTEED MAX OUTPUT: 150 kW



NUMBER OF CONNECTORS: 2
ACTIVE CONNECTORS: 1
CONNECTOR CONFIGURATIONS: CCS Only



CONTACT:
alex.urist@xcharge.com



PRODUCT PAGE:
<https://xchargeenergy.com>

Funded by the California Energy Commission and implemented by the Center for Sustainable Energy, California Electric Vehicle Infrastructure Project promotes access to electric vehicle (EV) charging infrastructure.

